

**Harris County**  
Department of  
**Education**

# Monthly Investment Report

as of Jun 30, 2019  
(unaudited)

Audio Briefing at:  
<https://www.showme.com/sh?h=0rWpe2S>



# MONTHLY INVESTMENT REPORT (unaudited)

## PURPOSE OF REPORT

As of Jun 30, 2019

- State compliance with state law, HCDE policy and investment strategy.

**Texas Government Code, Section 2256, Public Funds Investment Act;**  
and

**HCDE CDA (LEGAL) and CDA (LOCAL), Other Revenues: Investments**

- Describe investment position at report date.

**HCDE Portfolio by Investment Type / PFC Portfolio by Investment Type**

- State account or fund for each investment asset.

**HCDE Investment Earnings Reports / PFC Investment Earnings Reports**

- State book and market value for each investment asset at beginning and end of the period.

**HCDE Inventory Report / PFC Inventory Report**

- Present a summary statement for each pooled fund group, including beginning market value; additions and changes to market value during the period; and ending market value.

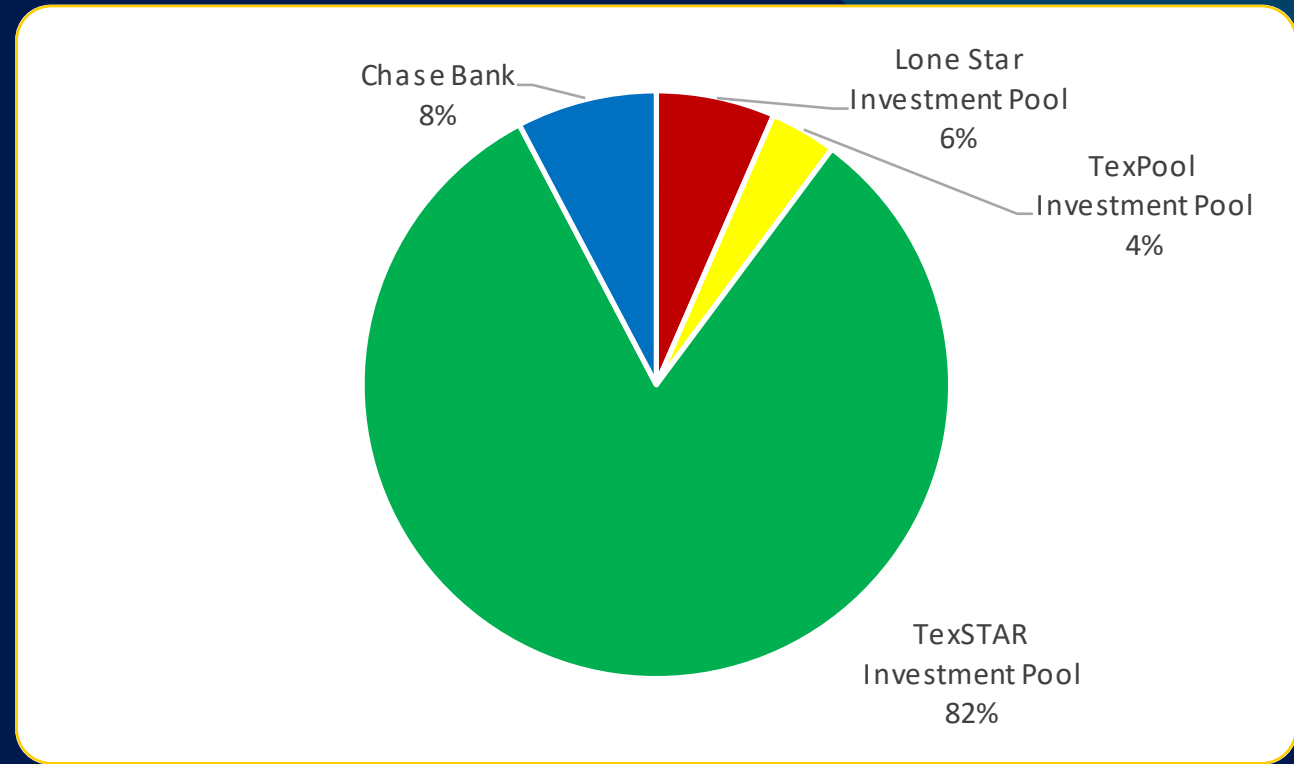
**HCDE Inventory Report / PFC Inventory Report**



**MONTHLY INVESTMENT REPORT (unaudited)**  
**INVESTMENT BY FUND BY TYPE**  
**As of Jun 30, 2019**

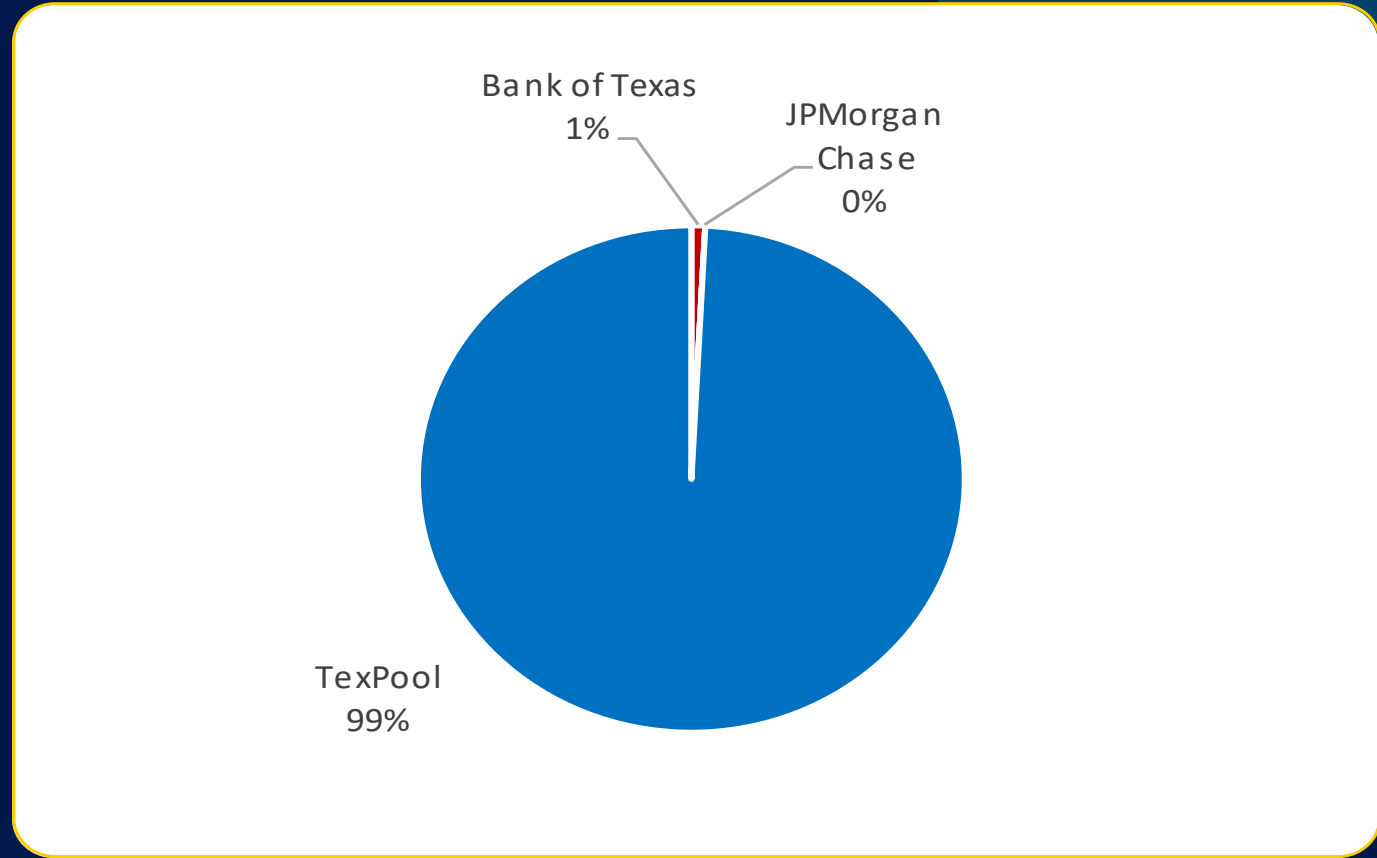
<b>INVESTMENT TYPE</b>	<b>(A) GENERAL FUND</b>	<b>(B) RETIREMENT LEAVE FUND</b>	<b>(C) AGENCY FUNDS</b>	<b>(D) TOTAL HCDE (A)+(B)+( C)</b>	<b>(E ) PUBLIC FACILITY CORPORATION</b>	<b>(F) TOTAL FUNDS (D) + (E)</b>
Lone Star Investment Pool	\$ 2,607,615	\$ -	\$ -	\$ 2,607,615	\$ -	\$ 2,607,615
TexPool Investment Pool	904,426	556,366	-	1,460,791	9,568,503	11,029,295
TexSTAR Investment Pool	32,822,655	-	-	32,822,655	-	32,822,655
Bank - Chase (Cash)	3,039,906	-	43,798	3,083,704	-	3,083,704
Bank of Texas - Investment	-	-	-	-	89,320	89,320
<b>Totals</b>	<b>\$39,374,602</b>	<b>\$ 556,366</b>	<b>\$ 43,798</b>	<b>\$39,974,766</b>	<b>\$ 9,657,823</b>	<b>\$49,632,589</b>

# MONTHLY INVESTMENT REPORT (unaudited) HCDE PORTFOLIO BY INVESTMENT TYPE As of Jun 30, 2019



GENERAL FUND INVESTMENT TYPE	AMOUNT INVESTED	% OF TOTAL
Bank Money Market Fund Sweep	\$ 3,083,704	8%
Investment Pools	36,891,062	92%
<b>Totals:</b>	<b>\$ 39,974,766</b>	<b>100%</b>

**MONTHLY INVESTMENT REPORT**  
**(unaudited)**  
**PFC PORTFOLIO INVESTMENT BY TYPE**  
**As of Jun 30, 2019**



PFC INVESTMENT TYPE	AMOUNT INVESTED	% OF TOTAL
Bank of Texas Funds	89,320	0.92%
TexPool Investment Pools	9,568,503	99.08%
<b>Total</b>	<b>9,657,823</b>	<b>100%</b>

# MONTHLY INVESTMENT REPORT (unaudited)

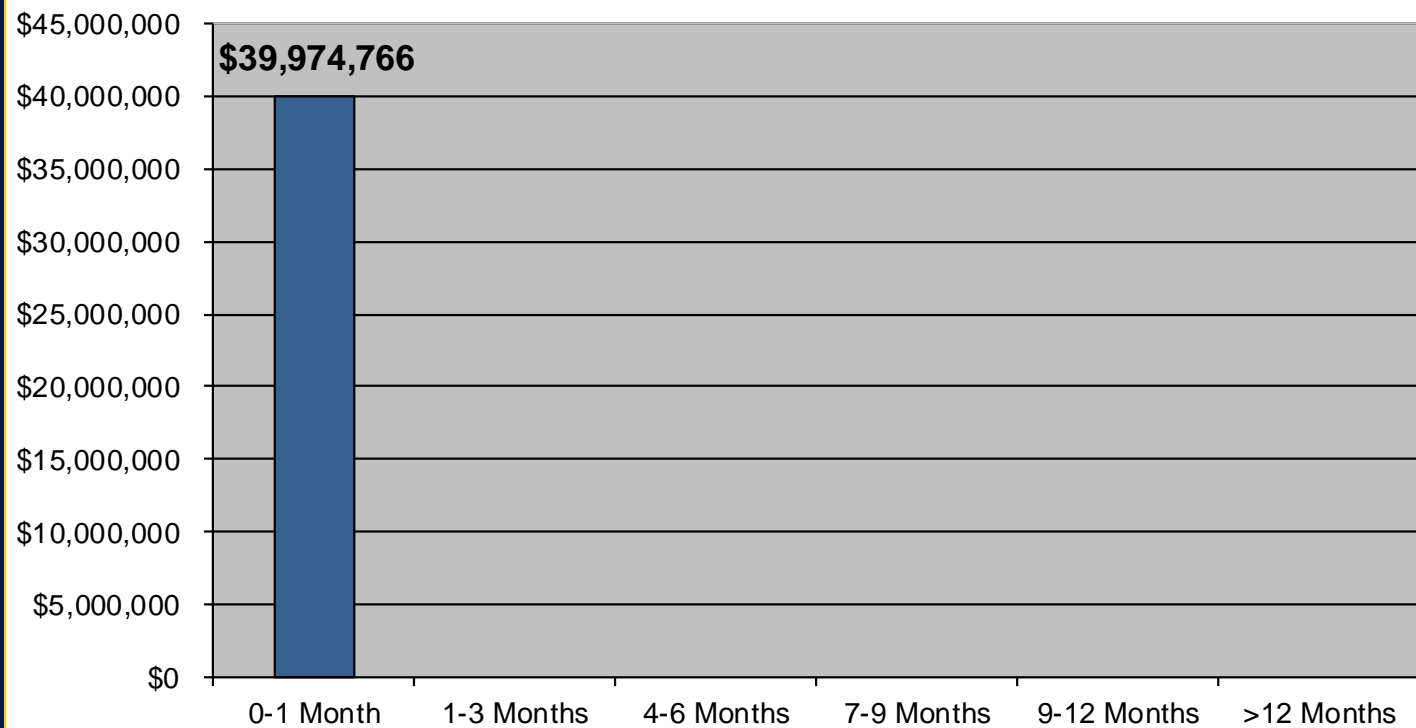
## HCDE INVESTMENT PORTFOLIO COMPARISON

As of Jun 30, 2018 and Jun 30, 2019

	FY 2018	FY 2019	CHANGE FROM A YEAR AGO	% CHANGE
Lone Star Investment Pool	\$ 2,550,080	\$ 2,607,615	\$ 57,535	2%
TexPool Investment Pool	1,428,510	1,460,791	32,281	2%
TexSTAR Investment Pool	25,591,416	32,822,655	7,231,239	28%
Bank - Chase (Cash)	4,350,560	3,083,704	(1,266,856)	-29%
<b>Total</b>	<b>\$33,920,566</b>	<b>\$39,974,766</b>	<b>\$ 6,054,200</b>	<b>18%</b>
HCDE - Public Facility Corporation	10,700,453	9,657,823	(1,042,630)	-10%
<b>Totals</b>	<b>\$44,621,019</b>	<b>\$49,632,589</b>	<b>\$ 5,011,570</b>	<b>11%</b>

**MONTHLY INVESTMENT REPORT  
(unaudited)  
PORTFOLIO INVESTMENT  
MATURITY  
As of Jun 30, 2019**

**HARRIS COUNTY DEPARTMENT OF EDUCATION  
General Fund Portfolio by Maturity Dates  
\$39,974,766 as of Jun 30, 2019**



**MONTHLY INVESTMENT REPORT  
(unaudited)  
HCDE AND HCDE - PFC PORTFOLIO  
MARKET AND BOOK VALUE  
As of Jun 30, 2019**

<b>HCDE</b>	
Book value	\$39,974,766
Market Value	\$39,974,766
Unrealized Gain/(Loss)	\$ -
Fiscal Year-to-Date Earning, HCDE Funds	<b>\$ 616,588</b>
<b>HCDE PFC</b>	
Book value	\$ 9,657,823
Market Value	\$ 9,657,823
Unrealized Gain/(Loss)	\$ -
Fiscal Year-to-Date Earning, HCDE Funds	<b>\$ 203,263</b>



**MONTHLY INVESTMENT REPORT  
(unaudited)  
BEGINNING AND ENDING VALUES /  
WAM / YIELD  
As of Jun 30, 2019**

Beginning Book Value	\$ 41,567,072
Beginning Market Value	\$ 41,567,072
Beginning Weighted Average to Maturity	1 Day
Ending Book Value	\$ 39,974,766
Ending Market Value	\$ 39,974,766
Earnings for Period	\$72,786
Change in Book Value	\$ (1,592,306)
Change in Market Value	\$ (1,592,306)
Ending Weighted Average to Maturity	1 Day
Period Average Yield	2.385%
Period Average Benchmark **	<b>2.145%</b>

\*\* Benchmark – 13 Week Treasury Bill at Maturity

**Note:** The Department also maintained an average of \$4,441,802 during April 2019 to yield 0.06019% in earnings credit resulting in savings of \$1,645.51

**MONTHLY INVESTMENT REPORT  
(unaudited)  
INVESTMENT INTEREST RATES AND  
YIELD EARNED  
FY2017-18 Compared to FY2018-19**

Month	INV POOLS %	
	FY18	FY19
SEP	.99 - 1.04	1.97 - 2.0
OCT	1.02 - 1.05	2.14 - 2.16
NOV	1.04 - 1.06	2.20 - 2.22
DEC	1.17 - 1.25	2.31 - 2.34
JAN	1.25 - 1.32	2.38 - 2.41
FEB	1.33 - 1.35	2.39 - 2.40
MAR	1.5 - 1.57	2.40 - 2.42
APR	1.63 - 1.68	2.40 - 2.41
MAY	1.70 - 1.73	2.38 - 2.40
JUN	1.82 - 1.92	2.38 - 2.40
JUL	1.89 - 1.91	-
AUG	1.91 - 1.93	-

# Q&A

\*\*\*

I certify that the following information is true and accurate to the best of my knowledge.

/s/ Jesus Amezcuca, Ph.D., CPA, RTSBA, Assistant Superintendent for Business Services

/s/ Rosa Maria Torres, RTSBA, Chief Accounting Officer

/s/ Jaime H. Martinez, MBA, Budget and Business Analyst